

# REGIONALE

AMERICAN SANDWICHES  CRAFT BEER

## LINE RECIPE


*Kid's Fluffernutter*




Take 2 slices of kid's bread.



Place both slices of bread in Merrychef. Toast on  
“BREAD>”TST SLICED BREAD”






Once bread is toasted, spread sunflower butter on one side and marshmallow fluff on the other side.



Cut the kid's sandwich in 1/4 into triangles as seen above.



This is how the fluffernutter should be plated.



This is how to cut fresh fruit for a kid's meal. 1/4 on an apple sliced into 1/2 moons and 2-3 strawberries cut lengthwise.



This is what plated kid's meals should look like with fresh fruit or chips.